

www.ZabanBook.com

زبان بوک

CD Included!



**LET'S
GO**

Phonics 3

Jeffrey D. Lehman



OXFORD



Phonics 3

Three levels of **LET'S GO** Phonics teach

- the **letters** of the alphabet
- the **sounds** letters make
- the **words** that use these sounds
- a lot of **new vocabulary**

Every unit has the same ready-to-teach sections:

- **Let's Learn:** Hear the sounds on audio CD, say them, and see them written and illustrated in the book.
- **Let's Practice:** Practice the sounds with writing and listening activities. Use the words that model the sounds to teach extra vocabulary.
- **Let's Choose:** Recognize the difference between similar sounds.
- **Let's Read:** Practice the letters, sounds, and words in context.
- **Review Units:** Review and assess progress.

Sounds easy!



- ★ Hundreds of **color pictures** model the sounds and words
- ★ Lots of **different activities** for different types of practice

Looks fun!



Let's Go Online!
Go to www.oup.com/elt/letsgo
for free resources to use in class

To order Oxford University Press publications, please see our latest catalog or contact your local Oxford office or sales representative.

OXFORD
UNIVERSITY PRESS

www.oup.com

ISBN 019439508-1



9 780194 395083

www.ZabanBook.com

زبان بوک

LET'S
GO

Phonics 3

OXFORD
UNIVERSITY PRESS

MP3-CD

COMPACT
disc
DIGITAL AUDIO



OXFORD



Phonics



Jeffrey D. Lehman

OXFORD
UNIVERSITY PRESS

Table of Contents

	General Review	
Unit 1	-s and -es	10
Unit 2	Silent Letters b, k, w	12
Unit 3	Review: Units 1-2	14
Unit 4	au and aw	17
Unit 5	ou and ow	20
Unit 6	oi and oy	23
Unit 7	ow and ea	26
Unit 8	oo	29
Unit 9	Review: Units 4-8	32
Unit 10	Three-letter Blends thr, shr, scr, spr, str	35
Unit 11	Digraphs and Blends with n nk, nd, ng, nt	38
Unit 12	Other Digraphs and Blends ck, lk, st, rt	41
Unit 13	Other Blends rch, nch, tch	44
Unit 14	Review: Units 10-13	47
Unit 15	ar	50
Unit 16	er	52
Unit 17	ir	54
Unit 18	or	56
Unit 19	ur	58
Unit 20	Review: Units 15-19	60

A. Begins with b, p, d, or t. Circle.



b (p) d t



b p d t



b p d t



b p d t

B. Ends with b, p, d, or t. Listen and circle. Track 2



b p d t



b p d t



b p d t



b p d t

C. Begins or ends with the f or v sound. Write.



_____ | f



_____ | _____



_____ | _____



_____ | v




_____ | _____

D. Begins or ends with m or n. Listen and write. Track 3



_____ | _____



_____ | _____



_____ | _____



_____ | _____



_____ | _____

E. a or e. Listen and fill. Track 4



(a) (e)



(a) (e)



(a) (e)





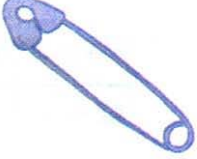


(a) (e)








(a) (e)

F. e or i. Fill.

1.  2.  3.  4.  5. 






(e) (i) (e) (i) (e) (i) (e) (i) (e) (i)

G. i or o. Listen and check.  Track 5

1.  2.  3.  4.  5. 






o i o i o i o i o i

H. o or u. Check.

1.  2.  3.  4.  5. 





o u o u o u o u o u

I. h or j. Fill.

1.  2.  3.  4.  5. 






h h h h h
 j j j j j

J. Hard g or soft g. Listen and color.  Track 6

1.  2.  3.  4.  5. 

hard g hard g hard g hard g hard g
 soft g soft g soft g soft g soft g





K. Begins or ends with s or z. Listen and write.  Track 7

1.  2.  3.  4.  5. 

— | — — | — — | — — | — — | —






L. Begins with r, l, w, or y. Circle.

1. r l 2. r l 3. r l 4. r l

w y w y w y w y

M. Ends with r or l. Listen and circle.  Track 8

1.  2.  3.  4.  5. 





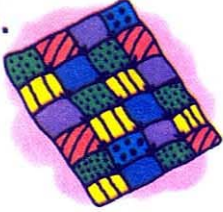
r l r l r l r l r l

N. Ends with k or x. Listen and write.  Track 9

1.  2.  3.  4.  5. 

— — — — —

O. Begins with k or qu. Write.


1.  2.  3.  4.  5. 

— — — — —

P. Listen and write the words.  Track 10



__u__



__o__



__o__



__a__



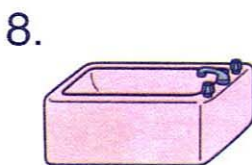
__e__



__e__



__a__



__u__



__a__



__e__



__e__



__o__



__e__



__a__



__i__


Q. Listen and write the words.  Track 11



rat




















A. bl, cl, fl, gl, pl, or sl. Write.

1.



__ock

2.



__ue

3.



__ip

4.



__im

5.



__ue

6.



__ay

7.



__am

8.



__ower

9.



__obe

10.



__ack

B. cr, br, fr, dr, gr, pr, or tr. Listen and write.



1.



__ince

2.



__ee

3.



__og

4.




__een

5.



__ab

6.



__ead

7.



__um

8.



__ayon

9.



__ess

10.



__esent

C. sc, sm, or sn. Listen and circle.



1.



sc sm sn

2.



sc sm sn

3.



sc sm sn

4.



sc sm sn

5.



sc sm sn

D. sk, sp, st, or sw. Circle.

1.



sk sp st sw

2.



sk sp st sw

3.



sk sp st sw


4.



sk sp st sw

E. Magic e with a, e, i, o, or u. Listen and write.  Track 14

1.



k_te

2.



p_ne

3.



v_se

4.




th_se

5.



h_le

6.



b_ne

7.



t_be

8.



sc_ne

9.



f_ve

10.



b_ke

F. Begins or ends with sh or ch. Listen and write.  Track 15

1.




2.



3.





4.








5.








G. th. Listen and color.  Track 16





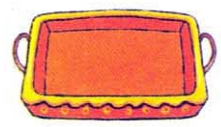
 = th thank  = th the

1.	2.	3.	4.	5.
				
<input type="checkbox"/>	<input type="checkbox"/>	<input type="checkbox"/>	<input type="checkbox"/>	<input type="checkbox"/>






H. wh or ph. Listen and check.  Track 17

1.	2.	3.	4.	5.
				
wh <input type="checkbox"/> ph <input type="checkbox"/>	wh <input type="checkbox"/> ph <input type="checkbox"/>	wh <input type="checkbox"/> ph <input type="checkbox"/>	wh <input type="checkbox"/> ph <input type="checkbox"/>	wh <input type="checkbox"/> ph <input type="checkbox"/>






I. ai or ay. Check.

1.	2.	3.	4.	5.
				
ai <input type="checkbox"/> ay <input type="checkbox"/>	ai <input type="checkbox"/> ay <input type="checkbox"/>	ai <input type="checkbox"/> ay <input type="checkbox"/>	ai <input type="checkbox"/> ay <input type="checkbox"/>	ai <input type="checkbox"/> ay <input type="checkbox"/>






J. ea, ee, e, or y. Write.

1.	2.	3.	4.	5.
				
d__r	l__f	sh__	cand__	j__ns






K. y or ie. Circle.

1.  y ie
2.  y ie
3.  y ie
4.  y ie
5.  y ie











L. oa, oe, or ow. Write.

1.  t___
2.  cr___
3.  b___t
4.  b___l
5.  s___p

M. ue or ui. Fill.

1.  (ue) (ui)
2.  (ue) (ui)
3.  (ue) (ui)
4.  (ue) (ui)
5.  (ue) (ui)

N. Listen and write the words.  Track 18

1.  _____
2.  _____
3.  _____
4.  _____
5.  _____
6.  _____
7.  _____
8.  _____
9.  _____
10.  _____

Cats, pens, and watches have -s and -es endings.




Let's Learn

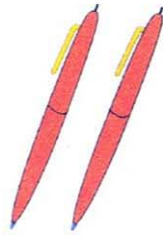
A. Listen and speak. Track 19



socks




cats



pens



dogs




watches



dishes

Let's Practice

A. Write.



cat s



watch es





dog s





dish es

B. Listen. Circle the words with -s or -es. Track 20




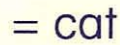
C. Listen. Trace the words with -s or -es. Track 21





Let's Choose

A. Listen and color.  Track 22

 = pen

 = cat



B. Listen and fill.  Track 23


1. ● s ○ es

2. ○ s ○ es

3. ○ s ○ es

4. ○ s ○ es

5. ○ s ○ es



Let's Read

A. Read and sort.



books

dogs

axes

COWS

There are two cow**s** in dress**es**. There are three rat**s** in three hat**s**. There are two girl**s** on sofa**s**. There are five brush**es** on four chair**s**.


Silent w with r...
wreath.

Silent b with m...lamb.
Silent k with n...knit.



Let's Learn

A. Listen and speak. Track 24



comb



lamb



knit



wrench



wreath

Let's Practice

A. Write.



clim__



__nives



__nee



__rist



__rap

B. Listen. Write b, k, or w. Track 25

1.



__rench

2.



__nob

3.



__rist

4.



__nife

5.



com__

6.



__rite

7.



thum__

Let's Choose

A. Write b, k, or w.



lamb



__nit



__nives



__reath



thum__

B. Number.

__ knife

__ wrap

__ comb

__ knee

__ wrist



Let's Read

A. Read, circle the silent letters, and color the tables.

A **(k)**nife and a wrench are on a blue table. A comb and a wreath are on a red table. A lamb and a knob are on a green table.

